



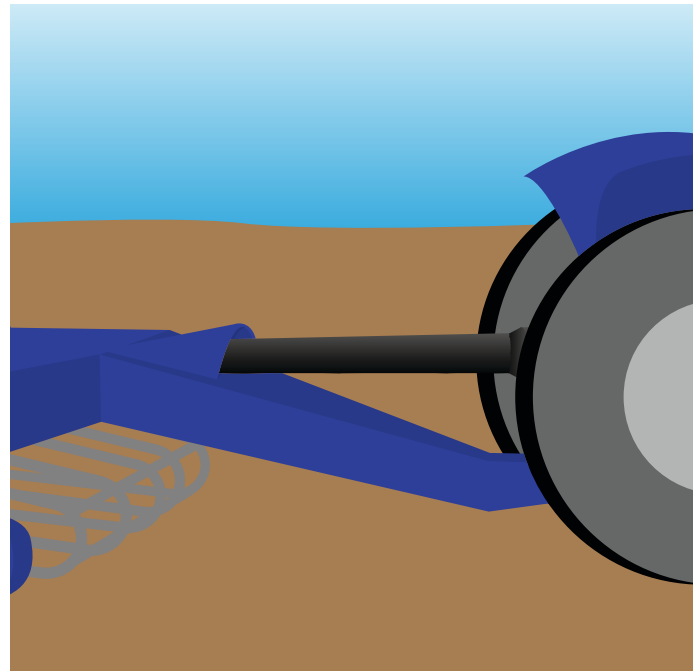
# Fieldwork with an Implement

(trailed, 3-point, power take-off (PTO), hydraulics)

## Can youth do this job safely?

Youth must be able to do/have all of the following to perform this job safely:

- Avoid loose clothing, clothes with strings, tie up long hair
- Safely **drive a tractor**
- **Hitch/unhitch** the implement
- **Connect/disconnect** the PTO, 3-point hitch, or hydraulics
- Good **peripheral vision**
- Understand the importance of avoiding contact with implement components (e.g. PTO)
- Stay focused on a task up to 50 minutes
- Recognize a hazard, problem solve, and respond appropriately
- **Mature** enough to consistently do what is expected
- **Think through** actions and consequences before acting
- Safely demonstrate the job 4 to 5 times
- Maintain **two-way communication** link



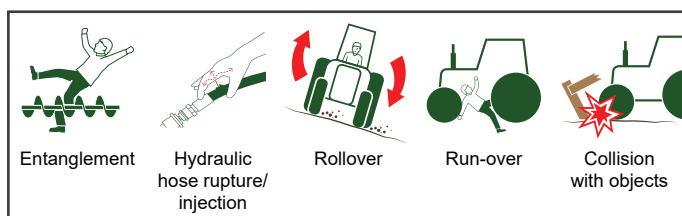
## Adult Responsibilities

- Comply with [working outdoors guideline](#)
- Ensure implement is **mechanically sound and safety features** are in place
- Ensure work area is free from as many hazards as possible
- Educate youth on avoiding/addressing remaining hazards
- Provide appropriate training
- Demonstrate how to safely do fieldwork with an implement
- [Fit youth for a respirator](#) and demonstrate proper use if needed
- Provide at least one ten-minute break every hour
- Ensure no extra riders on tractor or implement
- Train youth to call adult in case of equipment malfunction

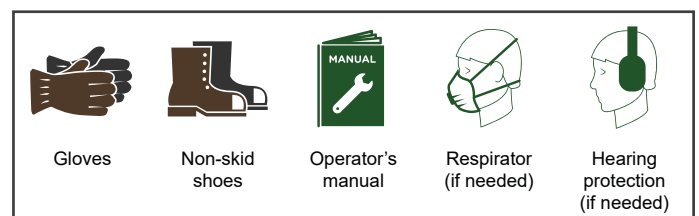
## Supervision

<b>14-15 yrs</b>	Intermittent supervision
<b>16+ yrs</b>	Intermittent supervision progressing to periodic

## Hazards



## Protective Strategies



[www.cultivatesafety.org](http://www.cultivatesafety.org)